


# Horrid Homework

## Make It Up Monday



Hello everyone, how are you all?

Henry's asked me to do the Horrid Homework this week, and because it's me, it's going to be gorgeous. And made up, so welcome to Make It Up Monday!

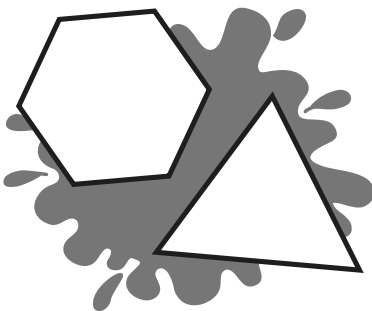
I love making things up, my imagination is where I am at most of the time – and this week we're going to be spending lots of time at the StoryPalace, a wonderful place full of all sorts of stories. The only thing is, it doesn't have a garden. Yet!

So grab your paper and your colouring or painting things and join me on a green-fingered adventure.

First, I want you to close your eyes and just imagine.

If you could have your *very own* Gorgeous Garden, what would it look like?


- ✱ What would you put in it – trees, flowers, a vegetable patch? Maybe a bird table, or a pond, even a playground?
- ✱ Who would you invite into your garden? Your friends, your family, a fairy, a superhero or maybe a Fimble or two?
- ✱ Where will you sit – on a bench, a beanbag or the blue grass (the grass in my garden is bright blue!)



Now draw out a plan for your Gorgeous Garden, think about what shape would it be – how about a triangle or a hexagon instead of a square?

And that's it for today. Be sure to come back and join me tomorrow, because we're going to be making up some fabulous flowers!

# Horrid Homework Fabulous Flower Tuesday



Welcome back! Is your imagination awake and ready to start imagining?

Today we're going to make up some fabulous flowers to go in your very own garden. Flowers can be all kinds of colours and all kinds of shapes and they have different smells too. Which means they have all kinds of names too. Peter has been telling me all about Fimble Valley, they have some brilliant flowers like the Red huffpuff and the Giggling Glads. What will your fabulous flowers be called?

Here are some ideas, these are already growing in my made up garden:

An Orange Puppy Blossom Bush – this is the best flower in the world because it grows cuddly cute orange puppies that will come and play with you, and then they hop back onto the bush when it's time for tea or school. How gorgeous is that?!

A Purple Pom Pom – this one smells delicious, like freshly baked cupcakes and it has soft fluffy flowers that look like pom poms. Baby Pom thinks it's named after her, but really it's named after my little sister, we call her Pom Pom for short! Who will you name your flower after?

Now it's your turn, use your imagination to think about:  
What colour is your flower or flowerbush?



Does it smell gorgeous or grungy? Henry says his will smell like slime, yeuch!

Where in your garden will it grow?

What is your flower called?


When you have created your flower or flowerbush, draw a picture and make it as bright and colourful as you possibly can.

And when you've done one, draw another and another, because you can never have too many flowers in your garden.

And before you know it, it will be time for tea! See you tomorrow, bring your imaginations with you!

#HorridHenryUnlocked

# Horrid Homework Word Tree Wednesday



Yes, you read that right! Today we're going to make a word tree. We're going to write a poem, and this one is a special one.

Try reading the poem first.

Today I'm making a  
Rhyme so you'll see  
Everyone can do this  
Even you and me!

Then try reading down the poem, so you look at the first letter of each line, like this.

Today I'm making a  
Rhyme so you'll see  
Everyone can do this  
Even you and me!



Can you see the word TREE? You can?! Isn't it funny? My Mum says this kind of poem is called an Acrostic Poem – and they are super-duper easy to do. Just think of a word, write it downwards on a piece of paper and then have a go.

S \_\_\_\_\_  
O \_\_\_\_\_  
N \_\_\_\_\_  
G \_\_\_\_\_

Remember, a poem doesn't always have to rhyme, and you can add to it later if you want to; Henry says I should add 'tee hee' at the end of mine, so here it is again just for you Henry!


## TREE

Today I'm making a  
Rhyme so you'll see  
Everyone can do this  
Even you and me! Tee hee!

And don't forget to come back again tomorrow so we can make your Gorgeous Garden real – if you can find a box (like an old tissue box) and maybe some toilet rolls and tissue paper, put them with your pens and pencils so you're ready to start!

#HorridHenryUnlocked

# Horrid Homework Take It Away Thursday



Hello again, I can't believe it's Thursday already, I'm going to call today Take It Away Thursday because we're going to make a gorgeous 3D garden that you can take anywhere with you; to your bedroom or to show your grown up or your brother or sister, or even into your own garden or onto your balcony – you can take a picture too, and send it to us, so the world can see what you've made!

- ✱ Get your box and open it up so that you can fit in your flowers and your trees and your word tree.
- ✱ You might need your grown up to help you with cutting out – you can tear paper carefully too.
- ✱ Stick your creations into your garden, and if you have any small toys or animals you can put those in too.
- ✱ You can make a seat from plasticine or blue tack, maybe a toilet roll can make a hideaway tunnel.



If you prefer to paint a picture, then go ahead – it's the best fun seeing your very own gorgeous garden appear before your eyes – you don't have to make it all at once – sometimes it's good to start making it, then go away and when you come back you might see it with new eyes, or you'll think of something else to go in your garden.

And you can make more than one Gorgeous Garden box. Here are some more ideas for places that you might want to make up;

*A Bright Butterfly Haven*; full of brilliant coloured butterflies. You can make these out of tissue paper and stick them on some card – wherever you put them they're sure to brighten up the room – you could stick them all round the outside of your garden box.

*A Magnificent Magical Made Up Meadow*; stretching as far as you can see, your meadow might have a flock of funny birds in it, or a silly squirrel or an energetic elephant. It might have a carpet of colourful daisies or a huddle of hyacinths; you decide.

And that's it for today, my friends, I've really enjoyed spending time with you – ooh, do you want to join us on Saturday to watch Wild Weekend – we'll all be there on Henry's Facebook page at 4pm – so look forward to seeing you there!

Until then, stay safe and stay in touch!

#HorridHenryUnlocked